

Division Facts Booklet 1

Division Facts for the
6 x Table

$6 \div 6 = 1$	$42 \div 6 = 7$
$12 \div 6 = 2$	$48 \div 6 = 8$
$18 \div 6 = 3$	$54 \div 6 = 9$
$24 \div 6 = 4$	$60 \div 6 = 10$
$30 \div 6 = 5$	$66 \div 6 = 11$
$36 \div 6 = 6$	$72 \div 6 = 12$

Division Facts for the
5 x Table

$5 \div 5 = 1$	$35 \div 5 = 7$
$10 \div 5 = 2$	$40 \div 5 = 8$
$15 \div 5 = 3$	$45 \div 5 = 9$
$20 \div 5 = 4$	$50 \div 5 = 10$
$25 \div 5 = 5$	$55 \div 5 = 11$
$30 \div 5 = 6$	$60 \div 5 = 12$

Division Facts for the
4 x Table

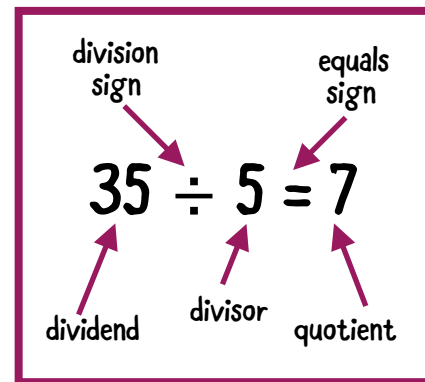
$4 \div 4 = 1$	$28 \div 4 = 7$
$8 \div 4 = 2$	$32 \div 4 = 8$
$12 \div 4 = 3$	$36 \div 4 = 9$
$16 \div 4 = 4$	$40 \div 4 = 10$
$20 \div 4 = 5$	$44 \div 4 = 11$
$24 \div 4 = 6$	$48 \div 4 = 12$

Division Facts for the
3 x Table

$3 \div 3 = 1$	$21 \div 3 = 7$
$6 \div 3 = 2$	$24 \div 3 = 8$
$9 \div 3 = 3$	$27 \div 3 = 9$
$12 \div 3 = 4$	$30 \div 3 = 10$
$15 \div 3 = 5$	$33 \div 3 = 11$
$18 \div 3 = 6$	$36 \div 3 = 12$

Once folded, stick the
front page of Booklet
2 to this page.

Division Facts Booklet



Division Facts for the 1 x Table

$1 \div 1 = 1$	$7 \div 1 = 7$
$2 \div 1 = 2$	$8 \div 1 = 8$
$3 \div 1 = 3$	$9 \div 1 = 9$
$4 \div 1 = 4$	$10 \div 1 = 10$
$5 \div 1 = 5$	$11 \div 1 = 11$
$6 \div 1 = 6$	$12 \div 1 = 12$

Division Facts for the 2 x Table

$2 \div 2 = 1$	$14 \div 2 = 7$
$4 \div 2 = 2$	$16 \div 2 = 8$
$6 \div 2 = 3$	$18 \div 2 = 9$
$8 \div 2 = 4$	$20 \div 2 = 10$
$10 \div 2 = 5$	$22 \div 2 = 11$
$12 \div 2 = 6$	$24 \div 2 = 12$

Division Facts Booklet 2

$12 \div 12 = 1$	$84 \div 12 = 7$
$24 \div 12 = 2$	$96 \div 12 = 8$
$36 \div 12 = 3$	$108 \div 12 = 9$
$48 \div 12 = 4$	$120 \div 12 = 10$
$60 \div 12 = 5$	$132 \div 12 = 11$
$72 \div 12 = 6$	$144 \div 12 = 12$

Division Facts for the 12 x Table

$11 \div 11 = 1$	$77 \div 11 = 7$
$22 \div 11 = 2$	$88 \div 11 = 8$
$33 \div 11 = 3$	$99 \div 11 = 9$
$44 \div 11 = 4$	$110 \div 11 = 10$
$55 \div 11 = 5$	$121 \div 11 = 11$
$66 \div 11 = 6$	$132 \div 11 = 12$

Division Facts for the 11 x Table

$10 \div 10 = 1$	$70 \div 10 = 7$
$20 \div 10 = 2$	$80 \div 10 = 8$
$30 \div 10 = 3$	$90 \div 10 = 9$
$40 \div 10 = 4$	$100 \div 10 = 10$
$50 \div 10 = 5$	$110 \div 10 = 11$
$60 \div 10 = 6$	$120 \div 10 = 12$

Division Facts for the 10 x Table

$54 \div 9 = 6$	$108 \div 9 = 12$
$45 \div 9 = 5$	$99 \div 9 = 11$
$36 \div 9 = 4$	$90 \div 9 = 10$
$27 \div 9 = 3$	$81 \div 9 = 9$
$18 \div 9 = 2$	$72 \div 9 = 8$
$9 \div 9 = 1$	$63 \div 9 = 7$

Division Facts for the 9 x Table



Division vocabulary:

divided by...
divided into...
shared equally...
shared between...
equal groups...

Once folded, stick the back page of Booklet 1 to this page.


Division Facts for the 7 x Table

$7 \div 7 = 1$	$49 \div 7 = 7$
$14 \div 7 = 2$	$56 \div 7 = 8$
$21 \div 7 = 3$	$63 \div 7 = 9$
$28 \div 7 = 4$	$70 \div 7 = 10$
$35 \div 7 = 5$	$77 \div 7 = 11$
$42 \div 7 = 6$	$84 \div 7 = 12$

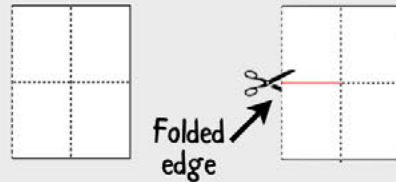
Division Facts for the 8 x Table

$8 \div 8 = 1$	$56 \div 8 = 7$
$16 \div 8 = 2$	$64 \div 8 = 8$
$24 \div 8 = 3$	$72 \div 8 = 9$
$32 \div 8 = 4$	$80 \div 8 = 10$
$40 \div 8 = 5$	$88 \div 8 = 11$
$48 \div 8 = 6$	$96 \div 8 = 12$

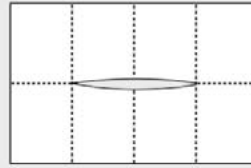
Follow these instructions to fold your Division Facts Booklet:



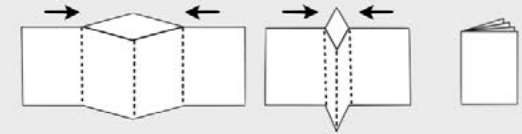
FOR BOOKLET 1 and 2:
Fold your booklet along all of the lines, and then unfold again.



Fold it in half widthways.
Cut along the red dotted fold from the folded edge.




Unfold the booklet. The cut should be in the middle.
Now fold it lengthways.

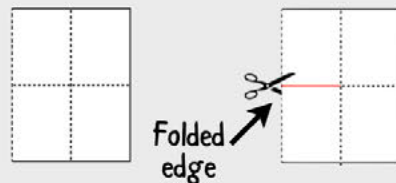


Push the folds towards the centre so the cut opens up into a diamond shape.
Fold the other pages round until you have your booklet.
Finally, stick the back page of the first booklet to the front page of the second booklet to create your Division Facts Booklet!

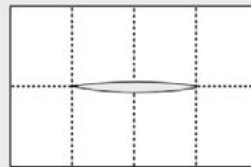
Follow these instructions to fold your Division Facts Booklet:



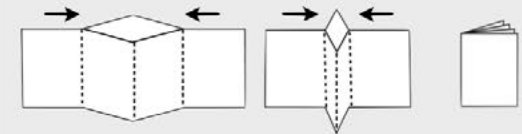
FOR BOOKLET 1 and 2:
Fold your booklet along all of the lines, and then unfold again.



Fold it in half widthways.
Cut along the red dotted fold from the folded edge.



Unfold the booklet. The cut should be in the middle.
Now fold it lengthways.



Push the folds towards the centre so the cut opens up into a diamond shape.
Fold the other pages round until you have your booklet.
Finally, stick the back page of the first booklet to the front page of the second booklet to create your Division Facts Booklet!